

## Demonstrate Selecting, Using and Maintaining a range of Precision and Non-Precision Tools to Accurately Measure

Skill Number CO-OP15GN105

Full Name: SAKINAH

No ID: \_\_\_\_\_

Validation Date: 20 OKTOBER 2025School: SMK N 01 SINGOSARI**PERFORMANCE TASK:**

Given some measuring tools, the student is requested to perform the following tasks on various measuring tools:

- Selecting
- Using
- Recording
- Maintaining

The student will be instructed to measure with a non-precision gauge such as: steel ruler, feeler gauge and precision tools such as vernier calipers, outside, inside and depth micrometer the dimension of some given parts. Literature and measuring tools will be made available but will not be provided directly to the student.

The student must be able to perform the following task:

- Demonstrate using various measuring tools on an engine or other system components.

Safety and Contamination Control must be always applied to this process.

Prerequisite	Yes	No	N/A	Hints
The student must complete the knowledge assessment. Minimum passing grade 80%.	✓			Score measuring tools Course or subject.


Tasks	Completed			Observation / Hints
	Yes	No	N/A	
<b>Preparation</b>				
Prepare related literature	✓			
Prepare required equipment	✓			
Prepare related tools	✓			
Prepare Safety & Contamination Control equipment	✓			




Tasks	Completed			Observation / Hints
	Yes	No	N/A	
Perform etiquette/manner when starting the job				
Meet the customer / assessor	✓			
Perform etiquette/manner when opening the interaction.	✓			<ul style="list-style-type: none"><li>• Perform smile &amp; greetings.</li><li>• Introduce Student's identity</li></ul>
Explain the purpose of Student's activity.	✓			
Ask permission to perform the job.	✓			

Tasks	Completed			Observation / Hints
	Yes	No	N/A	
Selecting, Using and Maintaining a range of Precision and Non-Precision Tools				
1. Inspect the measuring tool before using	✓			Visual inspection of the measuring tool for wear, cracks, damage
2. Clean tool and component	✓			Using of consumables CC tools
3. Calibrate measuring tools before using	✓			Tools should be calibrated as given procedure
4. Measure component use measuring tools with tolerance allowance 0.5 mm (0.02" or 1/25") for non-precision measuring tools and 0.025 mm (0.001") for precision measuring tools.	✓			Thread identification gauge and tire pressure gauge without tolerance
5. Tasks completed without damage to equipment and tools	✓			Component and tooling are cleaned and assembled as given procedure
6. Equipment and tooling are cleaned and returned to its correct location	✓			Cleaned and stored equipment tools on the right place.
7. Record the reading of the measurements	✓			Write the actual reading on the paper given by the assessor
Documentation:				
Take picture if needed	✓			





Tasks	Completed			Observation / Hints
	Yes	No	N/A	
Perform close the job by ensuring all systems or conditions is in the standard condition				
Ensure all systems or conditions are in standard condition.				<ul style="list-style-type: none"><li>Find the improper condition.</li><li>Communicate the finding to the customer/assessor.</li></ul>

Tasks	Completed			Observation / Hints
	Yes	No	N/A	
Reporting				
All relevant documentation completed correctly and approved by customer (if required).				<ul style="list-style-type: none"><li>• Completing the Task List</li><li>• Completing Measurement Form/Related Check Sheet, if required</li><li>• Create Service Report (SIMS), if required</li><li>• Create SPR, if required</li><li>• Documenting the failed or damaged parts, if required</li><li>• Provide Technical Analysis Report/Failure Analysis Report, if required.</li></ul>

Tasks	Completed		Observation / Hints
	Yes	No	
Safety			
Using PPE related to the job	✓		
Follows relevant Workplace Safety Guidelines (LOTO, Safety Equipment)	✓		Comply with safety regulation that applied on the workplace
State and follow Safety Precautions	✓		<ul style="list-style-type: none"><li>• Create Job Safety Analysis</li><li>• Student must follow safety procedure refer to service manual or SIS related to job</li></ul>
Serviceman completes job without accident due to incorrect procedure using hand tools.	✓		<ul style="list-style-type: none"><li>• Correct working position</li><li>• Correct hand tool related to the job</li></ul>
Tasks completed without damage equipment and tools	✓		



Tasks	Completed		Observation / Hints
	Yes	No	
Contamination Control			
Environmental Practices & Housekeeping			<ol style="list-style-type: none"><li>1. Waste is minimized, waste material, including sludge; solids and other wastes are sorted and stored in bins for recycling or disposal</li><li>2. Packaging of goods received is sorted and reused or disposed of by recycling</li><li>3. Materials that can be reused are cleaned and stored</li><li>4. Waste and scrap are removed following workplace procedures</li><li>5. All fluids are disposed of in accordance with enterprise policies and procedures</li></ol>

Tasks	Completed			Observation / Hints
	Yes	No	N/A	
Perform etiquette/manner after completing the job				
Perform etiquette/manner when closing the communication.				<ul style="list-style-type: none"><li>• Perform smile &amp; greetings.</li><li>• Ask permission to leave or end the interaction.</li></ul>

General Comments

Tare Complete

RESULT: COMPETENT ☒ NOT YET COMPETENT ☐ (please check (✓))

Student:

SAKINAH

Name

28 OCTOBER 2025

Date

*Sakinah*

Signature

Assessor:

Arsan Hardi W., S.Pd., Gr.  
NIP. 19840822 202221 1 012

Name

28 OCT 2025

Date

*Arsan*

Signature

Supervisor:

Name

Date

Signature

Data Recorded:

Name

Date

Signature